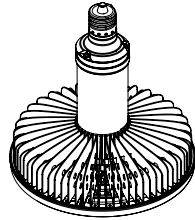


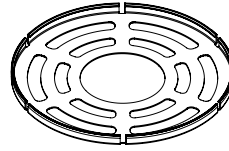
FILAMENTO 10" UGR Diffuser Accessory to V2L/V2M Lamp

Assembly Installation Instructions

Provided Materials



V2L/V2M Lamp

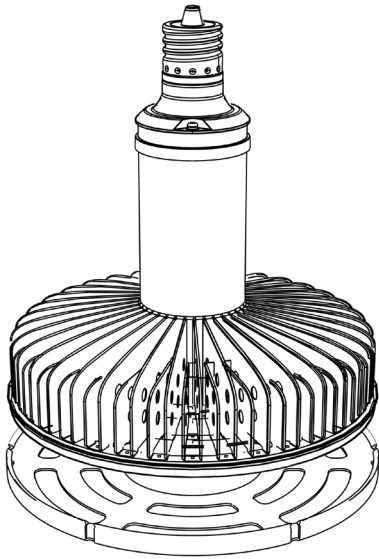


10" UGR Diffuser

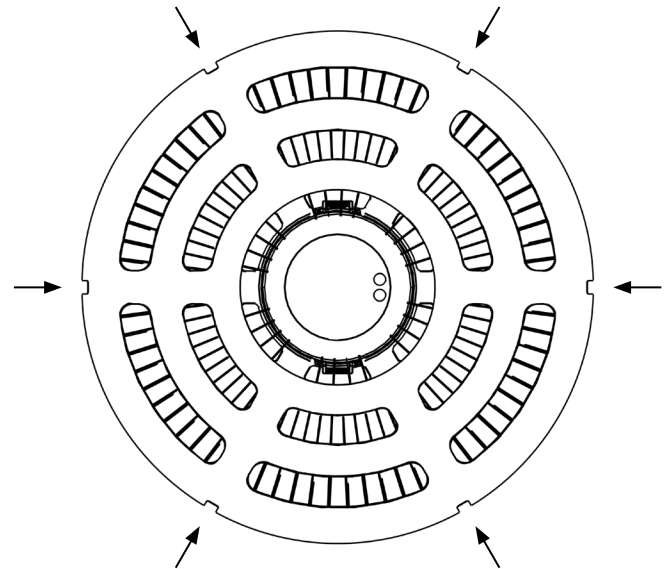
Installation Video: https://www.Filamento.com/INSV_ACC-010-UGR-000-FL

Instructions


1. Place 10" diffuser accessory and align with V2x Lamp.



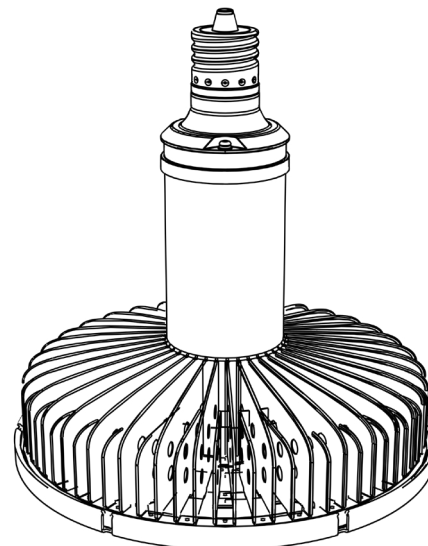
2. Make sure that the diffuser spokes are aligned with the six spokes of the lamp's bottom.



3. Snap diffuser onto rim of V2L/V2M Lamp.



4. Installation complete!



[Installation Video](#)