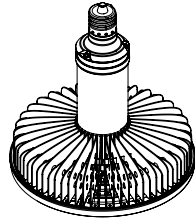


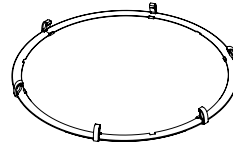
# FILAMENTO 10" Uplight 15% Accessory to V2L/V2M Lamp

Assembly Installation Instructions

## Provided Materials



V2L/V2M Lamp

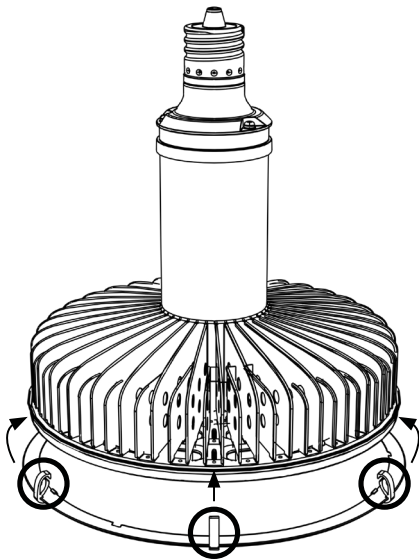


10" Uplight 15%

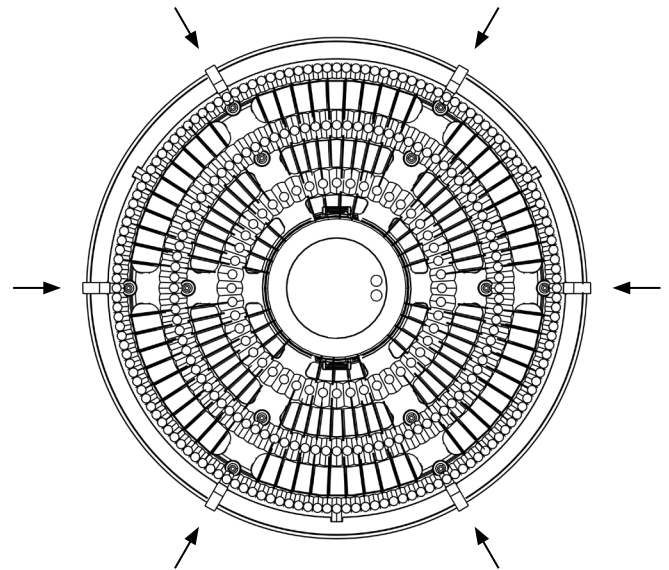
**Installation Video:** [https://www.Filamento.com/INSV\\_ACC-010-U15-000-FL](https://www.Filamento.com/INSV_ACC-010-U15-000-FL)

## Instructions

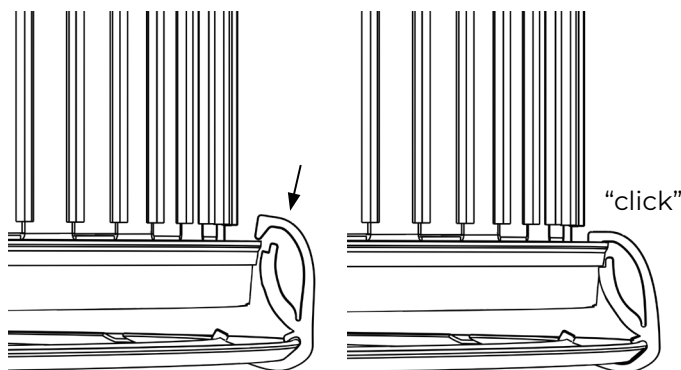
1. Place uplight accessory on the rim of the V2L/V2M lamp.



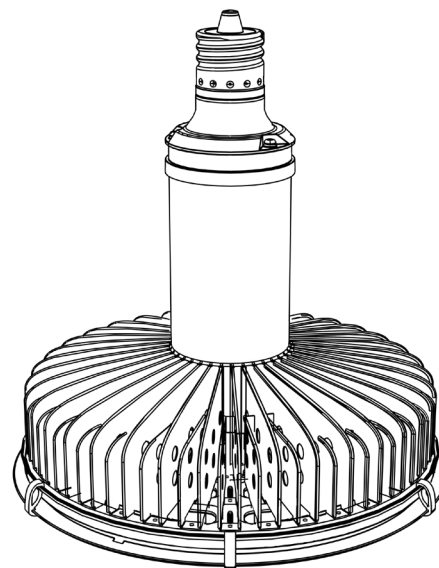
2. Make sure that the uplight tabs are aligned with the six parts of the lamp's bottom.



3. Snap each clip into place using your thumb and index finger. Make sure all 6 clips are snapped.



4. Installation complete!



[Installation Video](#)